




www.Hallowell-List.com

**PRODUCTION ITEM**  
Please Visit [www.Hallowell-List.com](http://www.Hallowell-List.com)  
For Lead Times



## HTHV-01 Turn-handle Ventilated Lockers



3-Point projecting turn-handle latching

### FEATURES:

**BODY CONSTRUCTION:** Unibody all-welded construction, 16 gauge 1-1/2" high continuous bottom with reinforcing channels welded to the underside at each side panel providing a rigid unit base, 16 gauge continuous top, 16 gauge diamond perforated sides are integral with front vertical frame, 18 gauge solid back

**DOORS:** 14 gauge diamond perforated doors are standard. Plain, Secure-Air-Flow, and louvered door styles are available

**HANDLE:** 3-point turn-handle latching

**DOOR STRIKE:** Continuous vertical door strike at both hinge and latch side

**LATCHING:** 3-point turn-handle latching engaging at frame top, bottom and center side of door, 3/8" diameter lock rods are the heaviest in the industry, 3/16" turn-handle welded to 11 gauge cam, 11 gauge lock plate keeper is welded to center side of frame

**HINGES:** 16 gauge continuous piano hinge

**SHELVES:** 16 gauge hat shelf for single tier openings 60" and 72" high, 16 gauge intermediate shelves

**HOOKS:** 2-single hooks and 1-double hook is standard. 1-double hook only for triple tier and 1-double and 1-single hook for 9" wide openings 30" and higher

**WARRANTY:** Lifetime

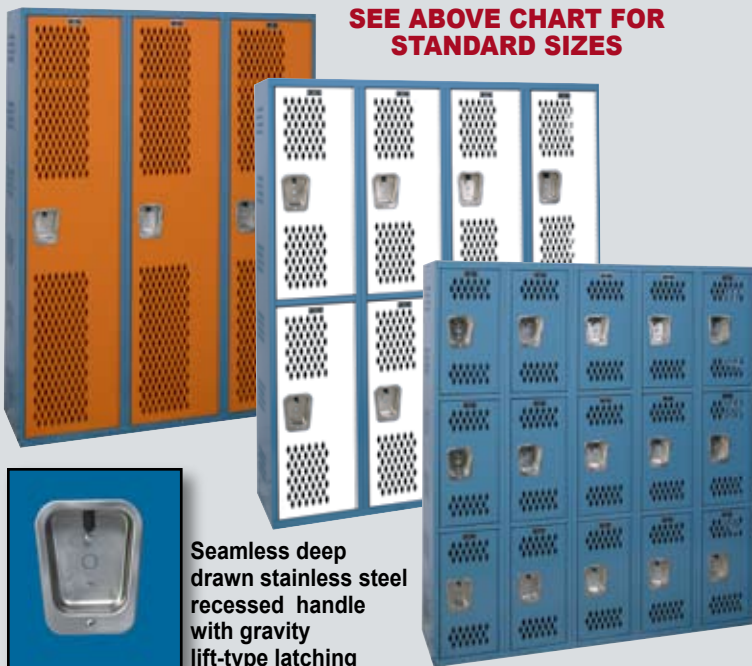
**SIZES:** See chart for standard wardrobe locker sizes

### STANDARD SIZES FOR ALL-WELDED WARDROBE LOCKERS

	SINGLE TIER	DOUBLE TIER	TRIPLE TIER
Widths	9", 12", 15", 18", 24"	9", 12", 15", 18", 24"	9", 12", 15", 18", 24"
Depths	12", 16", 18", 22"	12", 16", 18", 22"	12", 16", 18", 22"
Opening Heights	48", 60", 72"	24", 30", 36"	20", 24"
Nominal Column Heights	48", 60", 72"	48", 60", 72"	60", 72"

**NOTE:** All welded lockers will ship in multiple column units up to 60" wide to meet individual job site conditions

## HGLV-02 Gravity Latch Ventilated Lockers



SEE ABOVE CHART FOR STANDARD SIZES



Seamless deep drawn stainless steel recessed handle with gravity lift-type latching

### FEATURES:

**BODY CONSTRUCTION:** Unibody all-welded construction, 16 gauge 1-1/2" high continuous bottom with reinforcing channels welded to the underside at each side panel providing a rigid unit base, 16 gauge continuous top, 16 gauge diamond perforated sides are integral with front vertical frame, 18 gauge solid back

**DOORS:** 14 gauge diamond perforated doors are standard. Plain, Secure-Air-Flow, Safety-View and louvered door styles are available

**HANDLE:** Deep-drawn seamless stainless steel recessed handle

**DOOR STRIKE:** Continuous vertical door strike at both hinge and latch side

**LATCHING:** 12 gauge latch hooks MIG welded to frame, gravity lift-type multi-point spring loaded latching:
 

- 3-point latching for openings 48" high and higher
- 2-point latching for openings 20" high thru 36" high


**HINGES:** 16 gauge continuous piano hinge

**SHELVES:** 16 gauge hat shelf for single tier openings 60" and 72" high, 16 gauge intermediate shelves

**HOOKS:** 2-single hooks and 1-double hook is standard. 1-double hook only for triple tier and 1-double and 1-single hook for 9" wide openings 30" and higher

**WARRANTY:** Lifetime

**SIZES:** See chart above for standard wardrobe locker sizes



## HGLS-03 Gravity Latch Solid Sides



Seamless deep drawn stainless steel recessed handle with gravity lift-type latching

### FEATURES:

**BODY CONSTRUCTION:** Unibody all-welded construction, 16 gauge 1-1/2" high continuous bottom with reinforcing channels welded to the underside at each side panel providing a rigid unit base, 16 gauge continuous top, 16 gauge solid sides are integral with front vertical frame, 18 gauge solid back

**DOORS:** 14 gauge louvered doors are standard. Plain, Secure-Air-Flow, Safety-View and diamond perforated door styles are available

**HANDLE:** Deep-drawn seamless stainless steel recessed handle

**DOOR STRIKE:** Continuous vertical door strike at both hinge and latch side

**LATCHING:** 12 gauge latch hooks MIG welded to frame, gravity lift-type multi-point spring loaded latching:

- 3-point latching for openings 48" high and higher
- 2-point latching for openings 20" high thru 36" high

**HINGES:** 16 gauge continuous piano hinge

**SHELVES:** 16 gauge hat shelf for single tier openings 60" and 72" high, 16 gauge intermediate shelves

**HOOKS:** 2-single hooks and 1-double hook is standard.

1-double hook only for triple tier and 1-double and 1-single hook for 9" wide openings 30" and higher

**WARRANTY:** Lifetime

**SIZES:** See page 78 for standard wardrobe locker sizes

## HSPV-04 Single-Point Ventilated Lockers



### FEATURES:

**BODY CONSTRUCTION:** Unibody all-welded construction, 16 gauge 1-1/2" high continuous bottom with reinforcing channels welded to the underside at each side panel providing a rigid unit base, 16 gauge continuous top, 16 gauge diamond perforated sides are integral with front vertical frame, 18 gauge solid back

**DOORS:** 14 gauge diamond perforated doors and full-height door stiffener are standard. Plain, Secure-Air-Flow and louvered door styles are available

**HANDLE:** Deep-drawn seamless stainless steel recessed handle is standard.

**DOOR STRIKE:** Continuous vertical door strike at both hinge and latch side

**LATCHING:** Single-point maintenance-free quiet latching system, 11 gauge MIG welded latch

**HINGES:** 16 gauge continuous piano hinge

**SHELVES:** 16 gauge hat shelf for single tier openings 60" and 72" high, 16 gauge intermediate shelves

**HOOKS:** 2-single hooks and 1-double hook is standard.

1-double hook only for triple tier and 1-double and 1-single hook for 9" wide openings 30"


and higher

**WARRANTY:** Lifetime

**SIZES:** See page 78 for standard wardrobe locker sizes



Deep drawn stainless steel recessed handle with single-point latching is standard




**Hallowell HSPV-04 lockers** include a 3" wide 18 gauge full height door stiffener spot welded to the inner door face and MIG welded to the hinge side as well as to the top and bottom door flanges providing a rigid torque-free door. A 1-1/2" wide stiffener will be furnished for 9" wide HSPV-04 doors.





www.Hallowell-List.com



## HSPS-05 Single-Point Solid Lockers



Deep drawn stainless steel recessed handle with single-point latching

### FEATURES:

**BODY CONSTRUCTION:** Unibody all-welded construction, 16 gauge 1-1/2" high continuous bottom with reinforcing channels welded to the underside at each side panel providing a rigid unit base, 16 gauge continuous top, 16 gauge solid sides are integral with front vertical frame, 18 gauge solid back

**DOORS:** 14 gauge plain doors and a full-height door stiffener are standard. Secure-Air-Flow, diamond perforated and louvered door styles are available

**HANDLE:** Deep-drawn seamless stainless steel recessed handle

**DOOR STRIKE:** Continuous vertical door strike at both hinge and latch side

**LATCHING:** Single-point maintenance-free quiet latching system, 11 gauge MIG welded latch

**HINGES:** 16 gauge continuous piano hinge

**SHELVES:** 16 gauge hat shelf for single tier openings 60" and 72" high, 16 gauge intermediate shelves

**HOOKS:** 2-single hooks and 1-double hook is standard.

1-double hook only for triple tier

1-double and 1-single hook for 9" wide openings 30" and higher

**WARRANTY:** Lifetime

**SIZES:** See page 78 for standard wardrobe locker sizes



**Hallowell HSPS-05 lockers** include a 3" wide 18 gauge full height door stiffener spot welded to the inner door face and MIG welded to the hinge side as well as to the top and bottom door flanges providing a rigid torque-free door. A 1-1/2" wide stiffener will be furnished for 9" wide HSPS-05 doors.

## HBLV-06 Ventilated Box Lockers



### FEATURES:

**BODY CONSTRUCTION:** Unibody all-welded construction, 16 gauge 1-1/2" high continuous bottom with reinforcing channels welded to the underside at each side panel providing a rigid unit base. 16 gauge continuous top, 16 gauge diamond perforated sides are integral with front vertical frame, 18 gauge solid back

**DOORS:** 14 gauge diamond perforated doors are standard. Louvered, Secure-Air-Flow and plain door styles are available.

**HANDLE/LATCHING:** Single-point thru-the-door projecting finger pull handle with padlock hasp. Optional deep-drawn seamless stainless steel recessed handle is available

**HINGES:** 16 gauge continuous piano hinge

**HOOKS:** None

**SHELVES:** 16 gauge intermediate shelves

**WARRANTY:** Lifetime

**SIZES:** See chart below for standard box locker sizes

**NOTE:** 8" and 9" high box doors will be top hinged with a concealed 3/8" diameter continuous hinge rod

Single-point thru-the-door finger pull padlock hasp


Optional padlock strike plates for box doors protect finish from being marred by padlock



Widths for all box locker openings 12", 15", 18"  
 Depths for all box locker openings 12", 16", 18", 22"

TIER	OPENING HEIGHT	NOMINAL COLUMN HEIGHTS
Four Tier	12", 15", 18"	48", 60", 72"
Five Tier	12", 14.4"	60", 72"
Six Tier	8", 10", 12"	48", 60", 72"
Seven Tier	(6) 10" & (1) 12"	72"
Eight Tier	8", 9"	64", 72"
Nine Tier	8"	72"

Please note that the actual units supplied will be fabricated to meet layout and job conditions in standard width units up to 60" wide



EQUIPMENT STORAGE LOCKERS

## HESL-07 Equipment Storage Lockers (TA-50)

### FEATURES:

**BODY CONSTRUCTION:** Unibody all-welded construction, 16 gauge 1-1/2" high continuous bottom with reinforcing channels welded to the underside at each side panel providing a rigid unit base, 16 gauge continuous top, 16 gauge diamond perforated sides are integral with front vertical frame, 18 gauge solid back. Optional solid sides are available

**DOORS:** 14 gauge diamond perforated doors with a full height door stiffener are standard. Secure-Air-Flow, diamond perforated and louvered door styles are available

**HANDLE:** 3-point turn-handle

**DOOR STRIKE:** Continuous vertical door strike at both hinge sides

**LATCHING:** 3/16" turn-handle welded to 11 gauge cam engaging frame at top, bottom and center side of door. 3/8" diameter lock rods

**HINGES:** 16 gauge continuous piano hinge

**SHELVES:** 16 gauge hat shelf located 12" down from top, 16 gauge lower shelf located 18" up from bottom

**COAT ROD:** Stainless steel full-width coat rod located under hat shelf

**WARRANTY:** Lifetime



Equipment Storage Locker Sizes	
Widths	24", 30", 36", 48"
Depths	12", 16", 18", 22"
Heights	60", 72", 84"

Equipment Storage lockers will ship in multiple column units up to 60" wide to meet individual job site conditions.



3-point projecting turn-handle latching is standard.  
Shown with optional Padlock Strike Plate

Shown with optional padlock strike plate



## Premium KD Wardrobe Lockers



Single Tier,  
1 wide,  
1 opening

Double Tier,  
1 wide,  
2 openings

Triple Tier,  
1 wide,  
3 openings

### FEATURES: (Doors 20" high and higher)

**BODY CONSTRUCTION:** Knock down (KD) with 24 gauge solid body components

**DOORS:** 16 gauge louvered doors, 18 gauge for 9" wide, are standard. Plain, Secure-Air-Flow, Safety-View and diamond perforated door styles are available

**FRAME:** 16 gauge frame with 16 gauge horizontal cross member between doors on double and triple tier wardrobe lockers

**HANDLE:** Deep-drawn seamless stainless steel recessed handle

**DOOR STRIKE:** Continuous vertical door strike at both hinge and latch side

**LATCHING:** 12 gauge latch hooks MIG welded to frame. Gravity lift-type multi-point spring loaded latching:

- 3-point latching for openings 48" high and higher
- 2-point latching for openings 20" high thru 36" high

**HINGES:** 16 gauge continuous piano hinge

**HOOKS:** 2-single hooks and 1-double hook is standard. 1- double hook only for triple tier and 1-double and 1 - single hook for 9" wide openings 30" and higher

**SHELVES:** Hat shelf for single tier openings 60" and 72" high

**NOTES:** All production KD lockers are supplied without legs unless otherwise specified

**WARRANTY:** 2 years

**SIZES:** See page 82 for sizes



Deep Drawn stainless steel recessed handle with gravity lift-type latching



Latch hook is welded to frame





www.Hallowell-List.com



**ECONOMY AND VERSATILITY**

## Premium KD Box Lockers

**FEATURES:** (Doors 18" high and under)

**BODY CONSTRUCTION:** Knock down (KD) with 24 gauge solid body components

**DOORS:** 18 gauge louvered doors are standard. Plain, Secure-Air-Flow, Safety-View Plus and diamond perforated door styles are available

**FRAME:** 16 gauge frame

**HANDLE:** Projecting finger pull

**DOOR STRIKE:** Continuous vertical door strike at both hinge and latch side

**LATCHING:** Single-point thru-the-door finger pull padlock hasp

**HINGES:** 16 gauge continuous piano hinge

**HOOKS:** None

**NOTES:** All production KD lockers are supplied without legs unless otherwise specified. Safety-View Plus polycarbonate doors are available for 12" wide x 12" high five and six tier box doors only

**WARRANTY:** 2 years

**SIZES:** See chart below for sizes

Box door single-point thru-the-door finger pull padlock hasp



Optional padlock strike plates for box doors protect finish from being marred by padlock



**Four Tier, 1 wide, 4 openings**    **Five Tier, 1 wide, 5 openings**    **Six Tier, 1 wide, 6 openings**



Premium K.D. Locker Sizes		Width	Depth	Opening Height	Frame Height
Wardrobe	Single Tier	9" 12" 15" 18" 24"	12" 15" 18" 21" 24"	36" 48" 60" 72"	36" 48" 60" 72"
	Double Tier	9" 12" 15" 18"	12" 15" 18" 21"	30" 36"	60" 72"
	Triple Tier	9" 12" 15" 18"	12" 15" 18" 21"	20" 24"	60" 72"
Box	Four Tier	12", 15"	12" 15" 18"	15" 18"	60" 72"
	Five Tier	12", 15"	12" 15" 18"	12", 14.4"	60" 72"
	Six Tier	12", 15"	12" 15" 18"	12"	72"
Specialty	Two Person	15" 18"	12" 15" 18"	N/A	60", 72"
	Duplex	15"	12" 15" 18"	60", 72"	60", 72"
	Sixteen Person	72"	18"	12"	78" (Includes 6" legs)
	4 wide wall mount	48"	18"	12"	14-3/4"

## Premium KD Specialty Lockers



**Duplex**  
Double Tier,  
2 wide,  
2 openings



**Two-Person**  
Four Tier,  
2 wide,  
4 openings

### Duplex

Duplex Lockers are the most economical full length lockers available. Duplex lockers provide two completely private lockers in each frame. One hat shelf and two single wall hooks are standard in each wardrobe opening. Coat rod is optional.

### Two-Person

Two-Person Lockers provide ample storage space for two users in a 15" wide space. Upper box doors are controlled by command latches located in the corresponding lower compartment. Two single hooks per wardrobe opening is standard. Coat rod is optional.



Stainless steel recessed handle is standard for Duplex and Two-Person lockers

4-wide Wall Mount Unit



### Sixteen Person

lockers are the economical solution for personal security along with hanging space for full length garments. 48" wide coat rod is included

6" high legs are standard for 16-Persons lockers only



# THE STANDARD FOR QUIET LOCKERS

**PRODUCTION ITEM**  
Please Visit [www.Hallowell-List.com](http://www.Hallowell-List.com) For Lead Times



**Hallowell**  
[www.Hallowell-List.com](http://www.Hallowell-List.com)

STANDARD QUIET & MFQ QUIET LOCKERS

## Standard And Whisper Quiet KD Lockers



**Silent Quiet**  
Double Tier, 1 wide, 2 openings

**Standard Quiet**  
Double Tier, 1 wide, 2 openings

### FEATURES:

**BODY CONSTRUCTION:** Knock down (KD) with 24 gauge solid body components

**DOORS:** 16 gauge plain doors (18 gauge for 9" wide), Sound deadening panel and vinyl coated latching for Whisper quiet lockers only

**FRAME:** 16 gauge frame with 16 gauge horizontal cross member between doors on double and triple tier wardrobe lockers

**HANDLE:** Deep drawn stainless steel recessed handle

**DOOR STRIKE:** Continuous vertical door strike at both hinge and latch side

**LATCHING:** 12 gauge latch hooks MIG welded to frame. Gravity lift-type multi-point spring loaded latching:

- 3-point latching for openings 48" high and higher
- 2-point latching for openings 20" high thru 36" high

**HINGES:** 16 gauge continuous piano hinge

**HOOKS:** 2-single hooks and 1-double hook is standard. 1- double hook only for triple tier and 1-double and 1 - single hook for 9" wide openings 30" and higher

**SHELVES:** Hat shelf for single tier openings 60" and 72" high

**NOTES:** All production KD lockers are supplied without legs unless otherwise specified. Standard Quiet and Artisan Quiet lockers are available with plain doors only. Additional perforations/louvers in the door will increase decibel levels thus reducing the efficiency of our quiet design.

**WARRANTY:** 2 years

**SIZES:** See wardrobe locker chart on page 82 for sizes



upgrades all body components to 16 gauge with 18 gauge back



Sound deadening panel welded to inner door face is standard on Silent Quiet



Ventilated top and bottom door flanges



Deep drawn stainless steel recessed handle with gravity lift-type latching



12 gauge Latch hook is welded to frame



upgrades all body components to 16 gauge with 18 gauge back

## Maintenance-Free™ Quiet KD Lockers (MFQ)



**Single Tier,** 1 wide, 1 openings

**Double Tier,** 1 wide, 2 openings

**Triple Tier,** 1 wide, 3 openings

### FEATURES:

**BODY CONSTRUCTION:** Knock-down, 24 gauge

**BODY STYLES:** Single, double and triple tier

**DOOR:** 16 gauge, solid

**HINGES:** Continuous piano type

**HANDLE:** Deep drawn stainless steel recessed handle with single-point latching. Recessed handle protects finish from being marred by padlock.

**HOOKS:** One double prong ceiling hook and two single wall hooks per single and double tier opening. One double ceiling hook for triple tier.


**COAT RODS:** Available for single tier at a nominal cost

**SHELVES:** Hat shelf for single tier openings 60" and 72"

**WARRANTY:** 2 years

**SIZES:** See wardrobe locker chart on page 82 for sizes

**NOTES:** All production lockers are supplied without legs unless otherwise specified.



11 gauge single-point latch



Deep drawn stainless steel recessed handle with single-point latching



MFQ lockers include a 3" wide 18 gauge full height door stiffener spot welded to the inner door face and MIG welded

to the hinge side as well as to the top and bottom door flanges providing a rigid torque-free door. A 1-1/2" wide stiffener will be furnished for 9" wide MFQ doors.



STOCK  PROGRAM

**Quick Ship**

THE FASTEST SHIPPING IN THE INDUSTRY...



# HEAVY-DUTY LOCKERS

**MAX OPTION**  
upgrades all body components to 16 gauge with 18 gauge back



Single Tier, 1 wide, 1 opening  
Double Tier, 1 wide, 2 openings  
Triple Tier, 1 wide, 3 openings

## Heavy-Duty Corridor KD Lockers (HDC)

Heavy-Duty Corridor lockers, commonly known as HDC lockers, are designed to include all the great features of our Standard KD wardrobe lockers with the doors upgraded to 14 gauge.

### FEATURES

**BODY CONSTRUCTION:** Knock down with 24 gauge solid body components

**DOORS:** 14 gauge louvered doors are standard. Plain, Secure-Air-Flow, Safety-View and diamond perforated door styles are available

**FRAME:** 16 gauge frame with 16 gauge horizontal cross member between doors on double and triple tier wardrobe lockers

**HANDLE:** Deep-drawn seamless stainless steel recessed handle

**DOOR STRIKE:** Continuous vertical door strike at both hinge and latch side

**LATCHING:** 12 gauge latch hooks MIG welded to frame. Gravity lift-type multi-point spring loaded latching:

- 3-point latching for openings 48" high and higher
- 2-point latching for openings 20" high thru 36" high

**HINGES:** 16 gauge continuous piano hinge

**HOOKS:** 2-single hooks and 1-double hook is standard. 1- double hook only for triple tier and 1-double and 1- single hook for 9" wide openings 30" and higher

**SHELVES:** Hat shelf for single tier openings 60" and 72" high

**NOTES:** All production KD lockers are supplied without legs unless otherwise specified

**WARRANTY:** 2 years

**SIZES:** See wardrobe locker chart on page 82 for sizes

**PRODUCTION ITEM**  
Please Visit [www.Hallowell-List.com](http://www.Hallowell-List.com) For Lead Times



Deep drawn stainless steel recessed handle with gravity lift-type latching.

## Heavy-Duty Ventilated KD Lockers (HDV)



Double Tier, 1 wide, 2 openings

Six Tier, 1 wide, 6 openings

**BODY CONSTRUCTION (WARDROBE & BOX LOCKERS):** Knock down with 16 gauge solid top, bottom and intermediate shelves, 16 gauge diamond perforated sides, 18 gauge solid back

**DOORS:** 14 gauge diamond perforated doors are standard. Louvered, Security-Plus and Safety-View door styles are available

**FRAME:** 16 gauge frame with 16 gauge horizontal cross member between doors on double and triple tier wardrobe lockers

**HINGES:** 16 gauge continuous piano hinge

**DOOR STRIKE:** Continuous vertical door strike at both hinge and latch side

### WARDROBE LOCKERS (DOORS 20" AND HIGHER):

**HANDLE:** Deep-drawn seamless stainless steel recessed handle

**LATCHING:** Gravity lift-type multi-point spring loaded latching:

- 3-point latching for openings 48" high and higher,
- 2 point latching for openings 20" high thru 36" high

**HOOKS:** 2-single hooks and 1-double hook is standard.

- 1- double hook only for triple tier and 1-double
- 1- single hook for 9" wide openings 30" and higher

**SHELVES:** 16 gauge hat for single tier openings 60" and 72" high

### BOX LOCKERS (DOORS 18" HIGH AND UNDER):

**HANDLE:** Single-point thru-the-door finger pull padlock hasp

**HOOKS:** None

**NOTES:** All production KD lockers are supplied without legs unless otherwise specified

**WARRANTY:** 2 years

**SIZES:** See charts on page 82 for wardrobe and box locker for sizes

**PRODUCTION ITEM**  
Please Visit [www.Hallowell-List.com](http://www.Hallowell-List.com) For Lead Times



Deep drawn stainless steel recessed handle with gravity lift-type latching for doors 20" high and higher